

Air Quality

1-hour TSP Concentration ($\mu\text{g}/\text{m}^3$) at Location AM1

Date	Equipment Brand & Model	Equipment Serial No.	K-factor	Weather	Sampling Time (1)	Sampling Time (2)	Sampling Time (3)	Reading (1)	Reading (2)	Reading (3)	Average	Action Level	Limit Level
								$\mu\text{g}/\text{m}^3$	$\mu\text{g}/\text{m}^3$	$\mu\text{g}/\text{m}^3$	$\mu\text{g}/\text{m}^3$	$\mu\text{g}/\text{m}^3$	$\mu\text{g}/\text{m}^3$
3/4/2024	Sibata LD-5R	0Z4545	1.045	Fine	14:12	15:12	16:12	21	23	20	21	285	500
9/4/2024	Sibata LD-5R	882106	1.044	Fine	13:00	14:00	15:00	24	26	26	25		
15/4/2024	Sibata LD-5R	882106	1.044	Fine	13:15	14:15	15:15	31	33	30	31		
20/4/2024	Sibata LD-5R	882106	1.044	Fine	8:20	9:20	10:20	29	30	29	29		
26/4/2024	Sibata LD-5R	882106	1.044	Fine	13:02	14:02	15:02	26	29	24	26		
Average								27					
Max.								33					
Min.								20					

1-hour TSP Concentration ($\mu\text{g}/\text{m}^3$) at Location AM2

Date	Equipment Brand & Model	Equipment Serial No.	K-factor	Weather	Sampling Time (1)	Sampling Time (2)	Sampling Time (3)	Reading (1)	Reading (2)	Reading (3)	Average	Action Level	Limit Level
								$\mu\text{g}/\text{m}^3$	$\mu\text{g}/\text{m}^3$	$\mu\text{g}/\text{m}^3$	$\mu\text{g}/\text{m}^3$	$\mu\text{g}/\text{m}^3$	$\mu\text{g}/\text{m}^3$
3/4/2024	Sibata LD-5R	882106	1.044	Fine	14:29	15:29	16:29	42	43	40	42	279	500
9/4/2024	Sibata LD-5R	0Z4545	1.045	Fine	13:10	14:10	15:10	50	49	49	49		
15/4/2024	Sibata LD-5R	942532	1.102	Fine	13:25	14:25	15:25	49	50	46	48		
20/4/2024	Sibata LD-5R	942532	1.102	Fine	8:30	9:30	10:30	49	50	48	49		
26/4/2024	Sibata LD-5R	942532	1.102	Fine	13:12	14:12	15:12	51	53	50	51		
Average								48					
Max.								53					
Min.								40					

1-hour TSP Concentration ($\mu\text{g}/\text{m}^3$) at Location AM3

Date	Equipment Brand & Model	Equipment Serial No.	K-factor	Weather	Sampling Time (1)	Sampling Time (2)	Sampling Time (3)	Reading (1)	Reading (2)	Reading (3)	Average	Action Level	Limit Level
								$\mu\text{g}/\text{m}^3$	$\mu\text{g}/\text{m}^3$	$\mu\text{g}/\text{m}^3$	$\mu\text{g}/\text{m}^3$	$\mu\text{g}/\text{m}^3$	$\mu\text{g}/\text{m}^3$
3/4/2024	Sibata LD-5R	942532	1.102	Fine	14:00	15:00	16:00	52	54	56	54	285	500
9/4/2024	Sibata LD-5R	942532	1.102	Fine	13:15	14:15	15:15	52	56	51	53		
15/4/2024	Sibata LD-5R	0Z4545	1.045	Fine	13:30	14:30	15:30	60	58	59	59		
20/4/2024	Sibata LD-5R	0Z4545	1.045	Fine	8:50	9:50	10:50	52	50	56	53		
26/4/2024	Sibata LD-5R	0Z4545	1.045	Fine	13:19	14:19	15:19	56	59	54	56		
Average								55					
Max.								60					
Min.								50					

The Summary of TSP 24-hour Concentration (µg/m³) at Location AM1

Start Date	Weather Condition	Avg Air Temp	Avg Atmospheric Pressure	Elapse Time		Sampling Time	Averaged Flow Rate	Flow Rate	Total Flow Volume	Filter Weight (g)		Particulate weight	Concentration	Action Level	Limit Level
		(°C)	(hPa)	Initial	Final	(minutes)	(cfm)	(m ³ /min)	(m ³)	Initial	Final	(g)	(µg/m ³)	(µg/m ³)	(µg/m ³)
3/4/2024	Fine	28.7	1010.3	2845.17	2869.17	1440	41	0.79	1144	2.6831	2.8265	0.1434	125	164	260
9/4/2024	Fine	25.6	1016.5	2872.88	2896.88	1440	42	0.87	1260	2.6909	2.8116	0.1207	96		
15/4/2024	Fine	27.8	1012.1	2899.02	2923.02	1440	37	0.66	947	2.6949	2.7608	0.0659	70		
20/4/2024	Fine	25.7	1008.7	2925.36	2949.36	1440	39	0.74	1065	2.6763	2.7525	0.0762	72		
26/4/2024	Fine	28.1	1004.7	2952.60	2976.60	1440	37	0.65	931	2.6961	2.7757	0.0796	86		
												Average	90		
												Min	70		
												Max	125		

The Summary of 24-hour TSP Concentration (µg/m³) at Location AM2

Start Date	Weather Condition	Avg Air Temp	Avg Atmospheric Pressure	Elapse Time		Sampling Time	Averaged Flow Rate	Flow Rate	Total Flow Volume	Filter Weight (g)		Particulate weight	Concentration	Action Level	Limit Level
		(°C)	(hPa)	Initial	Final	(minutes)	(cfm)	(m ³ /min)	(m ³)	Initial	Final	(g)	(µg/m ³)	(µg/m ³)	(µg/m ³)
3/4/2024	Fine	28.7	1010.3	2401.28	2425.28	1440	42	0.82	1179	2.6816	2.8425	0.1609	136	152	260
9/4/2024	Fine	25.6	1016.5	2431.40	2455.40	1440	44	0.91	1316	2.6878	2.8280	0.1402	107		
15/4/2024	Fine	27.8	1012.1	2462.29	2486.29	1440	43	0.88	1269	2.6846	2.8329	0.1483	117		
20/4/2024	Fine	25.7	1008.7	2491.65	2515.65	1440	43	0.86	1242	2.6820	2.8522	0.1702	137		
26/4/2024	Fine	28.1	1004.7	2522.04	2546.04	1440	42	0.81	1169	2.6675	2.7986	0.1311	112		
												Average	122		
												Min	107		
												Max	137		

The Summary of 24-hour TSP Concentration (µg/m³) at Location AM3

Start Date	Weather Condition	Avg Air Temp	Avg Atmospheric Pressure	Elapse Time		Sampling Time	Averaged Flow Rate	Flow Rate	Total Flow Volume	Filter Weight (g)		Particulate weight	Concentration	Action Level	Limit Level
		(°C)	(hPa)	Initial	Final	(minutes)	(cfm)	(m ³ /min)	(m ³)	Initial	Final	(g)	(µg/m ³)	(µg/m ³)	(µg/m ³)
3/4/2024	Fine	28.7	1010.3	3377.59	3401.59	1440	42	0.87	1259	2.6696	2.8344	0.1648	131	163	260
9/4/2024	Fine	25.6	1016.5	3408.30	3432.30	1440	42	0.87	1258	2.6843	2.8327	0.1484	118		
15/4/2024	Fine	27.8	1012.1	3439.19	3463.19	1440	42	0.88	1265	2.6792	2.8406	0.1614	128		
20/4/2024	Fine	25.7	1008.7	3468.98	3492.98	1440	42	0.86	1243	2.6782	2.8340	0.1558	125		
26/4/2024	Fine	28.1	1004.7	3499.32	3523.32	1440	40	0.79	1135	2.6753	2.7996	0.1243	110		
												Average	122		
												Min	110		
												Max	131		

Remarks:
 1. Orange Text equal to exceed Action Level
 2. Red Text equal to exceed Limit Level

Noise

Impact Phase Construction Noise Monitoring Data at Location NM1a

Date	Weather	Wind speed	Start Time	End Time	L_{eq} (dB(A))							L_{10} (dB(A))						L_{90} (dB(A))							
		m/s			1st	2nd	3rd	4th	5th	6th	Overall (30min)	1st	2nd	3rd	4th	5th	6th	1st	2nd	3rd	4th	5th	6th		
3/4/2024	Fine	2.1	13:10	13:40	60.2	60.9	59.4	59.1	60.5	60.3	60.1	62.1	62.8	61.4	61.1	62.4	62.2	58.2	58.1	57.6	57.1	58.6	58.4		
9/4/2024	Fine	1.2	13:20	13:50	61.1	60.2	59.4	59.4	59.9	60.2	60.1	63.2	62.4	61.1	61.9	62.1	62.4	58.2	57.6	56.1	56.2	56.3	57.4		
15/4/2024	Fine	1.2	13:00	13:30	62.7	61.9	61.7	63.4	62.2	63.1	62.5	64.7	63.9	63.6	65.4	64.4	65.9	60.2	58.4	58.3	61.9	60.6	61.4		
26/4/2024	Fine	1.9	13:21	13:51	61.2	60.2	60.4	59.1	59.6	60.3	60.2	63.2	62.4	62.6	60.3	61.4	62.9	60.1	59	59.9	58.6	59.6	58.1		
											Average		60.9												
											Baseline Level		55.4												
											Action Level		When one valid documented complaint is received												
											Limit Level		75												

Impact Phase Construction Noise Monitoring Data at Location NM2a

Date	Weather	Wind speed	Start Time	End Time	L_{eq} (dB(A))							L_{10} (dB(A))						L_{90} (dB(A))							
		m/s			1st	2nd	3rd	4th	5th	6th	Overall (30min)	1st	2nd	3rd	4th	5th	6th	1st	2nd	3rd	4th	5th	6th		
3/4/2024	Fine	1.7	14:30	15:00	57.2	56.4	56.3	54.5	55.5	55.7	56.0	58.1	57.6	57.4	55.5	56.4	56.9	56.2	55.4	55.1	53.4	54.2	54.1		
9/4/2024	Fine	1.7	10:30	11:00	57.1	56.4	56.3	54.4	57.1	54.9	56.2	59.1	58.1	58.1	56.6	59.2	56.1	55.4	54.2	54.1	52.1	55.1	52.6		
15/4/2024	Fine	1.9	15:00	15:30	49.2	48.3	49.6	51.2	54.3	53.1	51.5	50.2	49.4	50.9	52.3	55.3	54.9	48.2	47.3	48.5	49.4	52.4	50.0		
26/4/2024	Fine	1.1	15:12	15:42	47.6	48.5	48.4	49.6	48.6	47.9	48.5	49.3	50.6	51.4	52.6	51.9	49.9	45.2	46.1	46.9	47.2	46.6	45.2		
											Average		54.1												
											Baseline Level		54.5												
											Action Level		When one valid documented complaint is received												
											Limit Level		75												

Water Quality

Monitoring Location: WM1

Date	Time	Weather	Water Depth (m)	Water Flow (L/s)	Water Temperature (°C)	DO (mg/L)			pH			Turbidity (NTU)			SS (mg/L)		
						Value	Action Level	Limit Level	Value	Action Level	Limit Level	Value	Action Level	Limit Level	Value	Action Level	Limit Level
9-Apr-24	10:49	Fine	0.1	0.1	21.1	8.1	<7.4	<4	6.0	>7.7	>7.8	3.0	>9.2	>9.5	2.0	>9.7	>11.4

Monitoring Location: WM2

Date	Time	Weather	Water Depth (m)	Water Flow (L/s)	Water Temperature (°C)	DO (mg/L)			pH			Turbidity (NTU)			SS (mg/L)		
						Value	Action Level	Limit Level	Value	Action Level	Limit Level	Value	Action Level	Limit Level	Value	Action Level	Limit Level
9-Apr-24	8:00	Fine	0.20	0.1	22.7	8.0	<5	<4	7.1	>7.6	>7.7	74.6	>108.3	>108.9	67.6	>94.5	>94.7

Remarks

1. Sample will be grabbed on surface when the water depth is less than 1m.
2. "TBC" equal to "To be confirm"
3. Orange Text equal to exceed Action Level
4. Red Text equal to exceed Limit Level






CERTIFICATE OF ANALYSIS

Client	: ACUMEN LABORATORY AND TESTING LIMITED	Laboratory	: ALS Technichem (HK) Pty Ltd	Page	: 1 of 9
Contact	: HUNTINGTON HUI	Contact	: Richard Fung	Work Order	: HK2413313
Address	: UNIT D, 12/F, FORD GLORY PLAZA, NOS.37-39 WING HONG STREET, CHEUNG SHA WAN, KOWLOON, HONG KONG	Address	: 11/F., Chung Shun Knitting Centre, 1 - 3 Wing Yip Street, Kwai Chung, N.T., Hong Kong		
E-mail	: Huntington.Hui@aurecongroup.com	E-mail	: richard.fung@alsglobal.com		
Telephone	: ---	Telephone	: +852 2610 1044		
Facsimile	: ---	Facsimile	: +852 2610 2021		
Project	: NENTX			Date Samples Received	: 09-Apr-2024
Order number	: ---	Quote	: HKE/2751/2022_V4	Issue Date	: 24-Apr-2024
		number			
C-O-C number	: ---			No. of samples received	: 2
Site	:			No. of samples analysed	: 2

This report may not be reproduced except with prior written approval from the testing laboratory.

This document has been signed by those names that appear on this report and are the authorised signatories.

<i>Signatories</i>	<i>Position</i>	<i>Authorised results for</i>
 Fung Lim Chee, Richard	Managing Director	Inorganics
 Fung Lim Chee, Richard	Managing Director	Metals_ENV
 Ng Sin Kou, May	Laboratory Manager	Microbiology_ENV



General Comments

This report supersedes any previous report(s) with the same work order number. All pages of this report have been checked and approved for release. When sampling time information is not provided by the client, sampling dates are shown without a time component. In these instances, the time component has been assumed by the laboratory for processing purposes. Testing period is from 09-Apr-2024 to 24-Apr-2024.

Key: LOR = Limit of reporting; CAS Number = CAS registry number from database maintained by Chemical Abstracts Services. The Chemical Abstracts Service is a division of the American Chemical Society.

Specific Comments for Work Order: HK2413313

Sample information (Project name, Sample ID, Sampling date/time, etc.) is provided by client.

Result(s) of sample(s) is/are reported on as received basis, unless otherwise specified. The result(s) is/are related only to the item(s) tested.

Sample(s) was/ were submitted by client. Sample(s) arrived laboratory in chilled condition.

Microbiological sample(s) was/ were collected in 250mL sterile plastic bottles containing sodium thiosulfate. Sample(s) arrived at the laboratory at 16:40.

NOT DETECTED denotes result(s) is (are) less than the Limit of Report (LOR).

ED037 - Titration end point for Total Alkalinity is pH 4.5 while end point for Total Alkalinity <20mg/L is pH 4.2.

Water sample(s) digested by in-house method E-3005 prior to the determination of total metals. The in-house method is developed based on USEPA method 3005.

EA002 - pH value is reported as at 25°C. Calibration range of pH value is 4.0 - 10.0. Results exceeding this range is for reference only.

EA025 - The accredited LOR of Total Suspended Solids is 0.5mg/L. Results below this LOR are for reference only.



Analytical Results

Sub-Matrix: WATER

				Sample ID	WM1	WM2	---	---	---
				Sampling date / time	09-Apr-2024	09-Apr-2024	---	---	---
Compound	CAS Number	LOR	Unit	HK2413313-001	HK2413313-002	-----	-----	-----	
EA/ED: Physical and Aggregate Properties									
EA025: Suspended Solids (SS)	----	0.1	mg/L	2.0	67.6	---	---	---	
ED037: Total Alkalinity as CaCO3	----	1	mg/L	5	66	---	---	---	
ED/EK: Inorganic Nonmetallic Parameters									
ED041K: Sulphate as SO4 - Turbidimetric	----	1	mg/L	24	42	---	---	---	
ED045K: Chloride	16887-00-6	0.5	mg/L	9	11	---	---	---	
EK055K: Ammonia as N	7664-41-7	0.01	mg/L	0.06	0.16	---	---	---	
EK058A: Nitrate as N	14797-55-8	0.01	mg/L	0.05	0.90	---	---	---	
EK061A: Total Kjeldahl Nitrogen as N	----	0.1	mg/L	0.3	0.6	---	---	---	
EK071K: Reactive Phosphorus as P	14265-44-2	0.01	mg/L	<0.01	<0.01	---	---	---	
EK086: Sulphite as SO3 2-	14265-45-3	2	mg/L	<2	<2	---	---	---	
EP: Aggregate Organics									
EP005: Total Organic Carbon	----	1	mg/L	2	2	---	---	---	
EP020: Oil & Grease	----	5	mg/L	<5	<5	---	---	---	
EP026C: Chemical Oxygen Demand	----	5	mg/L	10	14	---	---	---	
EP030: Biochemical Oxygen Demand	----	2	mg/L	<2	<2	---	---	---	
EG: Metals and Major Cations - Total									
EG020: Cadmium	7440-43-9	0.2	µg/L	<0.2	<0.2	---	---	---	
EG020: Copper	7440-50-8	1	µg/L	2	4	---	---	---	
EG020: Lead	7439-92-1	1	µg/L	<1	7	---	---	---	
EG020: Manganese	7439-96-5	1	µg/L	105	694	---	---	---	
EG020: Nickel	7440-02-0	1	µg/L	<1	2	---	---	---	
EG020: Zinc	7440-66-6	10	µg/L	18	40	---	---	---	
EG032: Calcium	7440-70-2	50	µg/L	5910	34400	---	---	---	
EG032: Iron	7439-89-6	10	µg/L	570	3560	---	---	---	
EG032: Magnesium	7439-95-4	50	µg/L	820	1660	---	---	---	
EG032: Potassium	7440-09-7	50	µg/L	620	6970	---	---	---	
EG032: Sodium	7440-23-5	50	µg/L	10800	12300	---	---	---	
EM: Microbiological Testing									
EM002: E. coli	----	1	CFU/100mL	840	4200	---	---	---	



Sub-Matrix: WATER				Sample ID	WM1	WM2	---	---	---
				Sampling date / time	09-Apr-2024	09-Apr-2024	---	---	---
Compound	CAS Number	LOR	Unit	HK2413313-001	HK2413313-002	-----	-----	-----	
EM: Microbiological Testing - Continued									
EM003: Total Coliforms	----	1	CFU/100mL	4200	4900	---	---	---	



Laboratory Duplicate (DUP) Report

In the Laboratory Duplicate (DUP) report, RPD (%) of sample duplicate reporting "0.0" denotes that the difference between unrounded results of the sample and its duplicate analyses is less than the value of the limit of reporting of the specific testing. The RPD (%) meets the quality control requirement of the corresponding testing procedure.

Matrix: WATER				Laboratory Duplicate (DUP) Report				
Laboratory sample ID	Sample ID	Method: Compound	CAS Number	LOR	Unit	Original Result	Duplicate Result	RPD (%)
EA/ED: Physical and Aggregate Properties (QC Lot: 5720566)								
HK2413313-001	WM1	EA025: Suspended Solids (SS)	----	0.5	mg/L	2.0	1.8	9.4
EA/ED: Physical and Aggregate Properties (QC Lot: 5727940)								
HK2413370-002	Anonymous	ED037: Total Alkalinity as CaCO3	----	1	mg/L	7780	7870	1.3
ED/EK: Inorganic Nonmetallic Parameters (QC Lot: 5717624)								
HK2412362-043	Anonymous	EK071K: Reactive Phosphorus as P	14265-44-2	0.01	mg/L	0.03	0.03	0.0
ED/EK: Inorganic Nonmetallic Parameters (QC Lot: 5718924)								
HK2413313-001	WM1	EK086: Sulphite as SO3 2-	14265-45-3	2	mg/L	<2	<2	0.0
ED/EK: Inorganic Nonmetallic Parameters (QC Lot: 5719158)								
HK2413313-002	WM2	ED041K: Sulphate as SO4 - Turbidimetric	----	1	mg/L	42	44	2.4
ED/EK: Inorganic Nonmetallic Parameters (QC Lot: 5719159)								
HK2413313-002	WM2	ED045K: Chloride	16887-00-6	1	mg/L	11	10	0.0
ED/EK: Inorganic Nonmetallic Parameters (QC Lot: 5735380)								
HK2413343-001	Anonymous	EK061A: Total Kjeldahl Nitrogen as N	----	0.1	mg/L	1620	1550	4.2
ED/EK: Inorganic Nonmetallic Parameters (QC Lot: 5737421)								
HK2412970-001	Anonymous	EK055K: Ammonia as N	7664-41-7	0.01	mg/L	24.4	21.1	14.3
EP: Aggregate Organics (QC Lot: 5733853)								
HK2413282-001	Anonymous	EP026C: Chemical Oxygen Demand	----	5	mg/L	<5	<5	0.0
EP: Aggregate Organics (QC Lot: 5741392)								
HK2413627-035	Anonymous	EP005: Total Organic Carbon	----	1	mg/L	<1	<1	0.0
EG: Metals and Major Cations - Total (QC Lot: 5716322)								
HK2413265-001	Anonymous	EG020: Cadmium	7440-43-9	0.2	µg/L	<0.2	<0.2	0.0
		EG020: Copper	7440-50-8	1	µg/L	69	72	3.2
		EG020: Lead	7439-92-1	1	µg/L	<1	<1	0.0
		EG020: Manganese	7439-96-5	1	µg/L	4	4	0.0
		EG020: Nickel	7440-02-0	1	µg/L	2	2	0.0
		EG020: Zinc	7440-66-6	10	µg/L	<10	<10	0.0
EG: Metals and Major Cations - Total (QC Lot: 5716324)								
HK2413313-002	WM2	EG032: Iron	7439-89-6	10	µg/L	3560	3530	0.9



Matrix: WATER				Laboratory Duplicate (DUP) Report				
Laboratory sample ID	Sample ID	Method: Compound	CAS Number	LOR	Unit	Original Result	Duplicate Result	RPD (%)
EG: Metals and Major Cations - Total (QC Lot: 5716324) - Continued								
HK2413313-002	WM2	EG032: Calcium	7440-70-2	50	µg/L	34400	34500	0.4
		EG032: Magnesium	7439-95-4	50	µg/L	1660	1670	0.0
		EG032: Potassium	7440-09-7	50	µg/L	6970	6980	0.2
		EG032: Sodium	7440-23-5	50	µg/L	12300	12300	0.2

Method Blank (MB), Laboratory Control Spike (LCS) and Laboratory Control Spike Duplicate (DCS) Report

Matrix: WATER				Method Blank (MB) Report			Laboratory Control Spike (LCS) and Laboratory Control Spike Duplicate (DCS) Report					
Method: Compound	CAS Number	LOR	Unit	Result	Spike Concentration	Spike Recovery (%)		Recovery Limits(%)		RPD (%)		
						LCS	DCS	Low	High	Value	Control Limit	
EA/ED: Physical and Aggregate Properties (QC Lot: 5720566)												
EA025: Suspended Solids (SS)	----	0.5	mg/L	<0.5	10 mg/L	100	----	84.9	114	----	----	
EA/ED: Physical and Aggregate Properties (QC Lot: 5727940)												
ED037: Total Alkalinity as CaCO3	----	1	mg/L	<1	50 mg/L	101	----	95.0	105	----	----	
				<1	2000 mg/L	99.7	----	95.0	105	----	----	
ED/EK: Inorganic Nonmetallic Parameters (QC Lot: 5717624)												
EK071K: Reactive Phosphorus as P	14265-44-2	0.01	mg/L	<0.01	0.5 mg/L	105	----	92.4	106	----	----	
ED/EK: Inorganic Nonmetallic Parameters (QC Lot: 5718924)												
EK086: Sulphite as SO3 2-	14265-45-3	2	mg/L	<2	----	----	----	----	----	----	----	
ED/EK: Inorganic Nonmetallic Parameters (QC Lot: 5719158)												
ED041K: Sulphate as SO4 - Turbidimetric	----	1	mg/L	<1	5 mg/L	102	----	93.8	108	----	----	
ED/EK: Inorganic Nonmetallic Parameters (QC Lot: 5719159)												
ED045K: Chloride	16887-00-6	1	mg/L	<1	10 mg/L	103	----	88.2	108	----	----	
ED/EK: Inorganic Nonmetallic Parameters (QC Lot: 5735380)												
EK061A: Total Kjeldahl Nitrogen as N	----	0.1	mg/L	<0.1	0.5 mg/L	100	----	90.1	123	----	----	
ED/EK: Inorganic Nonmetallic Parameters (QC Lot: 5737421)												
EK055K: Ammonia as N	7664-41-7	0.01	mg/L	<0.01	0.5 mg/L	98.4	----	89.3	109	----	----	
EP: Aggregate Organics (QC Lot: 5717273)												
EP030: Biochemical Oxygen Demand	----	----	mg/L	----	198 mg/L	105	----	77.6	118	----	----	
EP: Aggregate Organics (QC Lot: 5728767)												



Matrix: WATER		Method Blank (MB) Report			Laboratory Control Spike (LCS) and Laboratory Control Spike Duplicate (DCS) Report						
		LOR	Unit	Result	Spike Concentration	Spike Recovery (%)		Recovery Limits(%)		RPD (%)	
						LCS	DCS	Low	High	Value	Control Limit
Method: Compound	CAS Number										
EP: Aggregate Organics (QC Lot: 5728767) - Continued											
EP020: Oil & Grease	----	2	mg/L	<2	20 mg/L	90.0	----	79.1	108	----	----
EP: Aggregate Organics (QC Lot: 5733853)											
EP026C: Chemical Oxygen Demand	----	----	mg/L	----	25 mg/L	99.2	----	92.0	108	----	----
				----	250 mg/L	99.6	----	92.3	106	----	----
EP: Aggregate Organics (QC Lot: 5741392)											
EP005: Total Organic Carbon	----	1	mg/L	<1	5 mg/L	96.4	----	81.7	124	----	----
				<1	100 mg/L	99.2	----	82.9	122	----	----
EG: Metals and Major Cations - Total (QC Lot: 5716322)											
EG020: Cadmium	7440-43-9	0.2	µg/L	<0.2	5 µg/L	96.7	----	85.0	109	----	----
EG020: Copper	7440-50-8	1	µg/L	<1	50 µg/L	101	----	90.0	111	----	----
EG020: Lead	7439-92-1	1	µg/L	<1	50 µg/L	99.2	----	89.0	111	----	----
EG020: Manganese	7439-96-5	1	µg/L	<1	50 µg/L	97.9	----	85.0	115	----	----
EG020: Nickel	7440-02-0	1	µg/L	<1	50 µg/L	99.4	----	87.0	110	----	----
EG020: Zinc	7440-66-6	10	µg/L	<10	50 µg/L	98.1	----	86.0	114	----	----
EG: Metals and Major Cations - Total (QC Lot: 5716324)											
EG032: Calcium	7440-70-2	50	µg/L	<50	2000 µg/L	100	----	85.0	115	----	----
EG032: Iron	7439-89-6	10	µg/L	<10	2000 µg/L	106	----	85.0	115	----	----
EG032: Magnesium	7439-95-4	50	µg/L	<50	2000 µg/L	106	----	85.0	115	----	----
EG032: Potassium	7440-09-7	50	µg/L	<50	2000 µg/L	100	----	85.0	115	----	----
EG032: Sodium	7440-23-5	50	µg/L	<50	2000 µg/L	104	----	85.0	115	----	----



Matrix Spike (MS) and Matrix Spike Duplicate (MSD) Report

Matrix: WATER					Matrix Spike (MS) and Matrix Spike Duplicate (MSD) Report					
Laboratory sample ID	Sample ID	Method: Compound	CAS Number	Spike Concentration	Spike Recovery (%)		Recovery Limits (%)		RPD (%)	
					MS	MSD	Low	High	Value	Control Limit
ED/EK: Inorganic Nonmetallic Parameters (QC Lot: 5717624)										
HK2412362-043	Anonymous	EK071K: Reactive Phosphorus as P	14265-44-2	0.5 mg/L	102	----	75.0	125	----	----
ED/EK: Inorganic Nonmetallic Parameters (QC Lot: 5719158)										
HK2413313-002	WM2	ED041K: Sulphate as SO4 - Turbidimetric	----	50 mg/L	103	----	75.0	125	----	----
ED/EK: Inorganic Nonmetallic Parameters (QC Lot: 5719159)										
HK2413313-002	WM2	ED045K: Chloride	16887-00-6	5 mg/L	75.4	----	75.0	125	----	----
ED/EK: Inorganic Nonmetallic Parameters (QC Lot: 5735380)										
HK2413343-001	Anonymous	EK061A: Total Kjeldahl Nitrogen as N	----	500 mg/L	96.4	----	75.0	125	----	----
ED/EK: Inorganic Nonmetallic Parameters (QC Lot: 5737421)										
HK2412970-001	Anonymous	EK055K: Ammonia as N	7664-41-7	50 mg/L	85.6	----	75.0	125	----	----
EP: Aggregate Organics (QC Lot: 5733853)										
HK2414264-003	Anonymous	EP026C: Chemical Oxygen Demand	----	10 mg/L	109	----	75.0	125	----	----
EP: Aggregate Organics (QC Lot: 5741392)										
HK2413627-036	Anonymous	EP005: Total Organic Carbon	----	5 mg/L	97.3	----	75.0	125	----	----
EG: Metals and Major Cations - Total (QC Lot: 5716322)										
HK2413225-001	Anonymous	EG020: Cadmium	7440-43-9	5 µg/L	98.2	----	75.0	125	----	----
		EG020: Copper	7440-50-8	50 µg/L	102	----	75.0	125	----	----
		EG020: Lead	7439-92-1	50 µg/L	98.0	----	75.0	125	----	----
		EG020: Manganese	7439-96-5	50 µg/L	101	----	75.0	125	----	----
		EG020: Nickel	7440-02-0	50 µg/L	101	----	75.0	125	----	----
		EG020: Zinc	7440-66-6	50 µg/L	98.0	----	75.0	125	----	----
EG: Metals and Major Cations - Total (QC Lot: 5716324)										
HK2413313-001	WM1	EG032: Calcium	7440-70-2	2000 µg/L	102	----	75.0	125	----	----
		EG032: Iron	7439-89-6	2000 µg/L	105	----	75.0	125	----	----
		EG032: Magnesium	7439-95-4	2000 µg/L	104	----	75.0	125	----	----
		EG032: Potassium	7440-09-7	2000 µg/L	101	----	75.0	125	----	----



Matrix: WATER

Matrix Spike (MS) and Matrix Spike Duplicate (MSD) Report

Laboratory sample ID	Sample ID	Method: Compound	CAS Number	Spike Concentration	Spike Recovery (%)		Recovery Limits (%)		RPD (%)	
					MS	MSD	Low	High	Value	Control Limit
EG: Metals and Major Cations - Total (QC Lot: 5716324) - Continued										
HK2413313-001	WM1	EG032: Sodium	7440-23-5	2000 µg/L	# Not Determined	----	75.0	125	----	----